

# AVENUES

## INDIA AVENUE EQUITY FUND

### FUND OBJECTIVE

The India Avenue Equity Fund is a registered, unlisted unit trust, which invests in listed companies trading on Indian stock exchanges or on other exchanges, with significant exposure to India's growing economy. The Fund aims to outperform its benchmark in AUD terms, after fees and over rolling 5 year periods.

### FUND RATING

■ **Lonsec Rating: Recommended\***

### FUND FACTS

Fund Manager	India Avenue Investment Management
Portfolio Manager	Mugunthan Siva
Structure	Registered managed investment trust
Inception Date	6 <sup>th</sup> September 2016
Fund Size	\$15.20 Million
Unit Price	Wholesale: 1.2007 Retail: 1.1998
Base Currency	Australian Dollars
Responsible Entity	Equity Trustees Limited
Custodian	Fund BPO / BNP Paribas
Auditor	KPMG
Benchmark	MSCI India in AU\$
Distribution Freq.	Yearly at 30 June
Management Fee	Wholesale: 1.10% p.a. Retail: 1.50% p.a.
Buy-Sell Spread	0.50% / 0.50%
Performance Fee**	10% of the excess return above the benchmark
Dividend History	Wholesale: 1.16% Retail: 1.15%

\*\*Subject to a high watermark.

### MARKET COMMENTARY: OCTOBER 2017

The India Avenue Equity Fund rose **8.41%** over the last 3 months and **23.41%** over the year to October 2017. Since inception the fund is up **18.85% p.a.** and has outperformed the index **after all fees** by **2.89% p.a.** The recent government initiative to recapitalise the public-sector banks, with over US\$32bn in funding, in our view is a very positive long-term move. This will help sustain corporate capex by kick starting a new credit growth cycle. To date, weak balance sheets (particularly the public-sector banks) has meant interest rates have remained high and banks have been cautious to lend. Our fund is unhedged and hence provides our investors exposure not only to India's equity market but the Indian Rupee (INR). The INR has remained strong, despite recent USD strength and hence performed well against the AUD, appreciating over 4% during the month of October. Our fund has been running for over a year now and we have seen healthy contributions from all three return drivers, namely equity, currency and alpha.

### FUND PERFORMANCE (Performance in AUD, net of management fees and fund expenses)

	3 Months	6 Months	1 Year <sup>^</sup>	Since Inception <sup>#</sup>
India Avenue Equity Fund Wholesale	8.41%	9.74%	23.41%	18.85%
MSCI India	6.87%	8.85%	22.27%	15.95%
Out/Under Performance	1.54%	0.89%	1.14%	2.89%
iShares India ETF	6.83%	7.67%	21.31%	16.22%
ASX 200	4.73%	2.01%	16.13%	14.39%
MSCI EM	8.77%	7.16%	22.55%	20.11%
India Avenue Equity Fund Retail	8.33%	9.64%	-	11.41%
MSCI India	6.87%	8.85%	-	10.30%
Out/Under Performance	1.46%	0.79%	-	1.11%

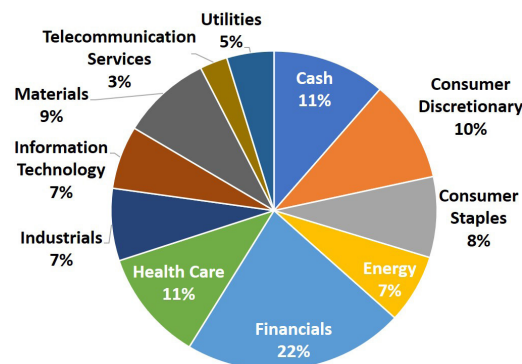
*Past performance is not an indicator of future performance*

*Above returns are calculated based on the exit price of 31st October 2017 assuming the reinvestment of all distributions.*

<sup>#</sup>Inception Date: Wholesale - 6th Sept 2016, Retail - 6th April 2017

<sup>^</sup>Returns above 1 year are annualised returns

### SECTOR ALLOCATIONS



Source: IAIM Research and Bloomberg

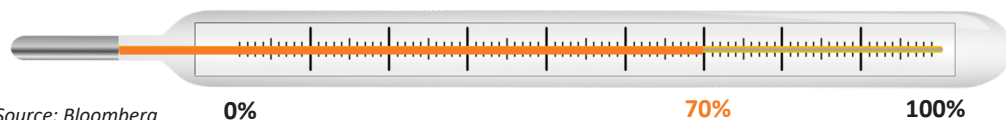
### TOP 5 INDUSTRIES

Industries	Weight
Banks	19.5%
Pharmaceuticals	9.6%
Materials	9.0%
Automobiles	8.2%
Capital Goods	7.3%

Source: IAIM Research and Bloomberg

# AVENUES

## COMPANY REVENUE GENERATED LOCALLY %



The focus of the portfolio is to generally invest in companies which have a high component of their revenue generated locally in India. This provides significant leverage to the local economy's strong growth potential.

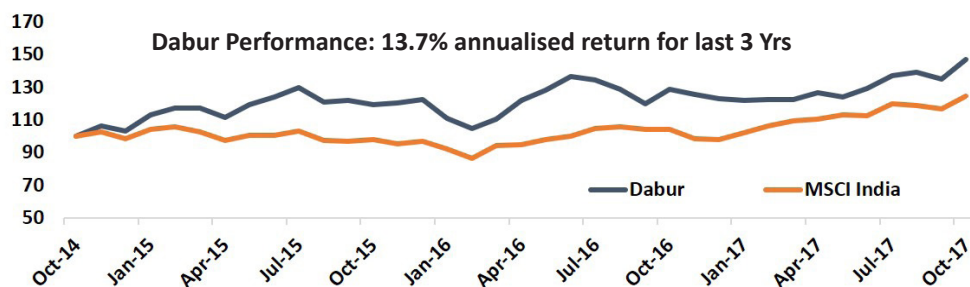
## TOP 10 STOCKS

Name	Description	Weight
ICICI Bank	Banks	4.4%
State Bank of India	Banks	4.4%
Sun Pharmaceuticals	Health Care	4.1%
NTPC	Utilities	4.1%
Kotak Mahindra Bank	Banks	3.3%
Engineers India	Capital Goods	3.1%
ITC	Consumer Staples	2.8%
Reliance Industries	Energy	2.8%
Hindustan Unilever	Household & Personal Products	2.8%
Bharti Airtel	Telecom	2.7%

Source: IAIM Research and Bloomberg

## STOCK STORY: DABUR

### Relative Performance vs MSCI India



Source: MSCI, ACE software, India Avenue Research

Past performance is not an indicator of future performance

- Dabur is India's largest Ayurvedic medicine and natural consumer products manufacturer and the world's largest Ayurvedic company. The company was founded in 1884 by SK Burman, a physician, to produce Ayurvedic medicines (among the world's oldest medical disciplines)
- Dabur today operates in key consumer product categories like Hair Care, Oral Care, Health Care, Skin Care, Home Care and Foods. Over 50% of its product segment comes from consumer care products, a fast growing and large portion of the market. The company has a wide distribution network, covering over 6 million retail outlets with a high penetration in both urban and rural markets
- Their products have a large presence overseas and are available in over 120 countries. Its brands are highly popular in the Middle East, Sri Lanka, Africa, US, Europe and Russia. Dabur's overseas revenue today accounts for over 30% of the total turnover
- Dabur's corporate social responsibility is also substantial. In FY17 they achieved significant milestones. To name a few, they helped 393 women gain literacy at their Adult Literacy centres, Empowered 510 girls through Vocational Training programmes. Over 2,350 students benefited from School Support programmes and they constructed 1,253 household toilets in rural India

## ABOUT INDIA AVENUE

India Avenue Investment Management (IAIM) is a boutique investment company focused on providing investment solutions for clients in Australia and New Zealand who seek exposure to India's growth potential through its capital markets.

The India Avenue Equity Fund is managed by the team at IAIM and has a bias towards companies which are experiencing strong growth through rising local demand. The Indian economy's robust ecosystem provides a tailwind for several well managed and carefully selected listed companies.

## FUND IDENTIFIERS

IDENTIFIERS	WHOLESALE	RETAIL
ARSN	611 374 586	
ISIN	AU60ETL04826	AU60ETL04784
Citi Code	NFCK	NF2H
Morningstar	41512	41828
APIR Code	ETL0482AU	ETL0478AU

## CONTACT

**India Avenue Investment Management**  
AFSL 478233 | ABN: 38 604 095 954  
Level 3, 183 Macquarie Street,  
Sydney, NSW 2000, Australia

T: +612 8937 2487

E: [info@indiaavenueinvest.com](mailto:info@indiaavenueinvest.com)

W: [www.indiaavenueinvest.com](http://www.indiaavenueinvest.com)

*The views and opinions contained in this document are those of India Avenue Investment Management Australia Pty. Ltd. (IAIM) (ABN 38 604 095 954) & AFSL 478233. Equity Trustees Limited (Equity Trustees) (ABN 46 004 031 298) AFSL 240975, is a subsidiary of EQT Holdings Limited (ABN 22 607 797 615), a publicly listed company on the Australian Securities Exchange (ASX:EQT), is the Responsible Entity of the India Avenue Equity Fund. This document has been prepared to provide you with general information only and does not take into account the investment objectives, financial situation or particular needs of any person. It is not intended to take the place of professional advice and you should not take action on specific issues in reliance on this information. IAIM does not express any view about the accuracy and completeness of information that is not prepared by IAIM and no liability is accepted for any errors it may contain. Past performance should not be taken as an indicator of future performance. You should obtain a copy of the product disclosure statement before making a decision about whether to invest in this product. No part of this material may be copied, duplicated or redistributed without prior written permission of IAIM or Equity Trustees. The user will be held liable for any unauthorised reproduction or circulation of this document, which may give rise to legal proceedings. Information contained here is based on IAIM's assumptions and can be changed without prior notice. It is not, and may not be relied upon in any manner as legal, tax or investment advice or a recommendation or opinion in relation to an IAIM financial product or service, or any other financial product or service. Please consult your advisors, read the relevant offer document and consider whether the relevant financial product or service is appropriate for you before making any investment decision. Investment in securities involves risks and there is no assurance of returns or preservation of capital. Neither IAIM, Equity Trustees, nor any of its related parties, their directors, employees, agents or representatives shall be liable for any damages whether direct or indirect, incidental, special or consequential including lost capital, lost revenue or lost profits that may arise from or in connection with the use of this information. The rating contained in this document is issued by SQM Research Pty Ltd ABN 93 122 592 036.*

*\*Lonsec Disclaimer: The Lonsec Rating (assigned June 2017) presented in this document is published by Lonsec Research Pty Ltd ABN 11 151 658 561 AFSL 421 445. The Rating is limited to "General Advice" (as defined in the Corporations Act 2001 (Cth)) and based solely on consideration of the investment merits of the financial product. Past performance information is for illustrative purposes only and is not indicative of future performance. It is not a recommendation to purchase, sell or hold India Avenue Investment Management Limited's product, and you should seek independent financial advice before investing in this product. The Rating is subject to change without notice and Lonsec assumes no obligation to update the relevant document following publication. Lonsec receives a fee from the Fund Manager for researching the product using comprehensive and objective criteria. For further information regarding Lonsec's Ratings methodology, please refer to Lonsec's website at: <http://www.lonsecresearch.com.au/research-solutions/our-ratings>*

---